

Installation Instructions: Deco (06740-06751)

Read these instructions before installation and retain for future reference

- We recommend that luminaires are installed by a qualified electrician ensuring the installation complies with current IEE wiring regulations BS7671:2008 & local building control.
- All test should be carried out in accordance to EN 50172:2004.
- Bell will not accept responsibility for any claims arising from a poor installation.
- The light source of this luminaire is not replaceable: when the light source reaches end of life, the whole luminaire must be replaced.

Important user advice

- The ambient room temperature should not exceed 40°C.
- Ensure that there is adequate free air ventilation around the fitting.
- It may be necessary to uprate your MCBs to allow for increased inrush current.
- Always switch off mains supply before installing.


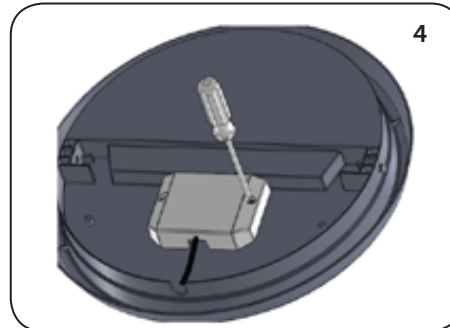

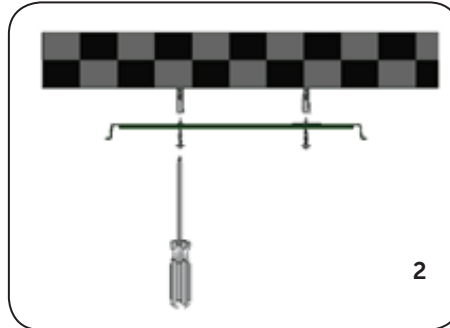
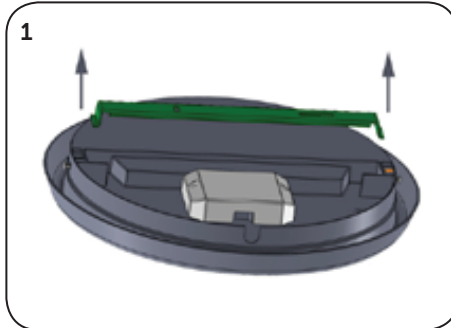
This product may contain substances that can be hazardous to the environment if not disposed of properly. Electrical and electronic equipment should never be disposed of with general household waste but must be separated for its correct treatment and recovery.

Where possible recycle your packaging.



Read these instructions before installation and retain for future reference

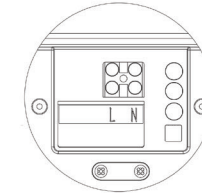
This equipment should be installed by a competent electrician



- 1 Remove bracket.
- 2 Fix the bracket to the ceiling using the 2 expansion bolts.
- 3 Connect the cable using the wiring diagram for the fitting version.
- 4 Replace the terminal cover.
- 5 Secure the fitting to the bracket and switch on.

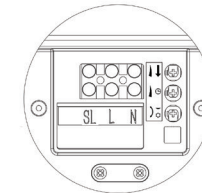
Wiring Diagrams

Standard



L Live
N Neutral

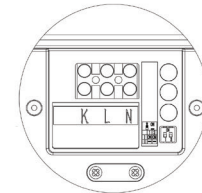
Microwave version



L Live
N Neutral
SL Slave Connection

- Distance / range: 2 - 8m
- Time duration: 10 sec - 30 min
- Photocell light sensor: 2 - 2000 lux

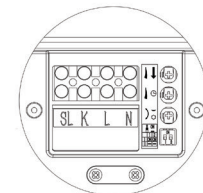
Emergency version



L Live
N Neutral
K Permanent Live

- Turn on both switches to Emergency mode

Emergency c/w microwave sensor



L Live
N Neutral
K Permanent Live
SL Slave Connection

- Distance / range: 2 - 8m
- Time duration: 10 sec - 30 min
- Photocell light sensor: 2 - 2000 lux
- Turn on both switches to Emergency mode