

Side, Rear & BESA Box cable entry



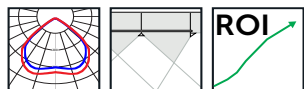
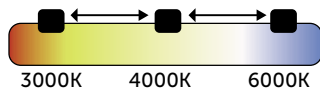
## LED CCT Bulkhead

This cost-effective, colour switchable bulkhead is an ideal replacement for 28W 2D fittings. With the benefits of a high transmission frosted diffuser, rear, side & BESA Box cable entry and is IP65 as standard.

- CCT Cool White / Warm White / Daylight (3/4/6000K)
- The smart replacement for 28W 2D Fittings
- Tri level control now included on corridor dim versions
- Emergency option
- Microwave and corridor dimming function option
- High transmission frosted diffuser
- No lamp replacement
- No maintenance
- 35000 hour life
- IP65 Sealed fitting
- 8M detection range on corridor dim option (2.6m mounting height)
- Rear, Side & BESA Box cable entry
- Supplied with tamper-proof screws



Selectable Colour Temperature



technical@belllighting.co.uk  
sales@belllighting.co.uk



# LED CCT Bulkhead

122

## Technical Specification

Construction	Polycarbonate body and lens
Driver	BELL
LED Chip	Samsung
IP Rating	IP65
Operating Temp	-20°C to +35°C
Input Voltage	220 - 240V
Power Factor	> 0.9
CRI	85 - Exceeds EU standard of Ra 80 for Colour Rendering Index
LMR	80 - Exceeds EU standard of 70 for Lumens Maintenance Ratio


\* All BELL Lighting luminaires are rated L80 B10, so for a 50,000 hour product. L80B10 at 50,000 hours our fittings will still have 80% of initial lumen, only 10% of fittings may fail to achieve this.

Code	W	Description	Lm	Temp	Hours
11250	14	Aqua1 LED Bulkhead Standard Version (No Sensor)	1100	3/4/6000K	35000
11251	14	Aqua1 LED Bulkhead Standard Version (No Sensor) Emergency 3 hour maintained	1100	3/4/6000K	35000
11252	14	Aqua1 LED Bulkhead Microwave Version On/Off With Presence Detection	1100	3/4/6000K	35000
11253	14	Aqua1 LED Bulkhead Microwave Version On/Off With Presence Detection, Emergency 3 hour maintained	1100	3/4/6000KK	35000
11254	14	Aqua1 LED Bulkhead Microwave Version with Corridor Dim Function	1100	3/4/6000K	35000
11255	14	Aqua1 LED Bulkhead Microwave Version with Corridor Dim Function, Emergency 3 hour maintained	1100	3/4/6000K	35000


### Microwave Max Operating Height 3.2m

Emergency versions must be tested in line with the requirements of BS5266, failure to do so may effect battery life and warranty


## Tri-Level Control (Corridor Function)



With sufficient natural light, the fitting does not switch on when presence is detected.



With insufficient natural light, the sensor switches on automatically when someone enters the room.



When the room is empty, light dims to stand-by level (10% / 20% / 30%) after the hold-time.



Light switched off automatically after the stand-by period has elapsed.

Offers 3 levels of light: 100%-dimmed light (10%, 20%, 30%-off; and 2 periods of selectable waiting time: motion hold-time and stand-by period; selectable daylight threshold and choice of detection area.

